


PREP REMOTE LEARNING PROGRAM

Term Three Week Nine



Dear Parents and Guardians,


Please find the learning activities for Term 3 Week 9 below. Some of the activities will require your child to be able access the internet to watch a video clip, story or other materials. You can click on the link when required. If you have any trouble viewing videos or clicking on links please let me know and I will try and fix it for you.

Students activities are to be completed and glued into their '**Remote Learning Book**' when indicated. Please write the date in the top corner for every activity completed. Also, during the writing component, please encourage your child to have a go at writing and sounding out their sentence. However, if they are having difficulties, you can write their sentence on a separate piece of paper for them to copy.

If you would like to change the order which you complete the sessions in each day that is fine as well.

If you have any questions or need assistance at all please don't hesitate to message me on Class Dojo or email me at Cassie.Altimari@education.vic.gov.au

	Monday	Tuesday	Wednesday	Thursday	Friday
Morning Check in & Circle Time	Login to Class Dojo to watch Miss Altimari explain today's activities.	Login to Class Dojo to watch Miss Altimari explain today's activities. At 10am today we have a class meeting on Webex. Meeting Number: 165 576 7758 Password: prep	Login to Class Dojo to watch Miss Altimari explain today's activities.	Login to Class Dojo to watch Miss Altimari explain today's activities. At 10am today we have a class meeting on Webex. Meeting Number: 165 576 7758 Password: prep	Login to Class Dojo to watch Miss Altimari explain today's activities.
Session One	SMART Spelling • Watch the 'Prep SMART Spelling - D U C K ' video on Class Dojo. Make sure to join in with me when it's your turn 😊 • Click on the picture below to listen to the story Super Duck	SMART Spelling • Watch the 'Prep SMART Spelling - D U C K ' video on Class Dojo. Make sure to join in with me when it's your turn 😊 • Glue your Weekly Word List into your Take Home	SMART Spelling • Watch the 'Prep SMART Spelling - D U C K ' video on Class Dojo. Make sure to join in with me when it's your turn 😊 • In your Remote Learning Book practice writing your name and the word duck in	SMART Spelling • Watch the 'Prep SMART Spelling - D U C K ' video on Class Dojo. Make sure to join in with me when it's your turn 😊 • You will need the ' Duck Sentence Practice ' sheet in your learning pack.	SMART Spelling • Watch the 'Prep SMART Spelling - D U C K ' video on Class Dojo. Make sure to join in with me when it's your turn 😊 • Dictation: In your Remote Learning Book have a go at writing the sentence: On



- Then click on the picture below to see today's craft activity



Reading

- Pick a book from your reader bag, don't forget to write it in your Reading Diary.

Writing

- This week we are learning about adjectives.
 - You will need the **Adjectives** worksheet in your learning pack.
- Click on the picture below to learn what adjectives are and too see today's activity.



- Send Miss Altimari a video of you saying the adjectives you chose to describe a pig on Class Dojo in the **Monday Writing** activity section.

Spelling Book and practice reading the words.


- Give yourself a tick for the ones you know and a dot for the ones you still need to learn.
- On the blank page next to your list, practice writing the words you found tricky.

Reading

- Pick a book from your reader bag, don't forget to write it in your Reading Diary.

Writing

- You will need the **Adjective Match** worksheet in your learning pack.



- Find the matching adjectives for each of the pictures.
- Make sure you check your work before you glue it down 😊
 - Glue your completed worksheet into your Remote Learning Book.
 - Send Miss Altimari a photo of your worksheet on Class Dojo in the **Tuesday Writing** activity section.

UPPER and lower-case letters.


- Write each word 4 times.
- Make sure you are trying your best.

Reading

- Pick a book from your reader bag, don't forget to write it in your Reading Diary.

Writing

- You will need the **Awesome Adjectives** worksheet in your learning pack.
- Think of an animal, a person or a place and think of some adjectives you could use to describe them.
- Click on the picture below to see today's activity.



- Send Miss Altimari a video of you reading the sentence you wrote on Class Dojo in the **Wednesday Writing** activity section.



- Carefully trace over the writing using a grey lead pencil. On the empty lines at the bottom of the page, have a go at writing the sentence of the week yourself. Then cut up and glue your sentence strip (and worksheet) into your Remote Learning Book and draw a picture to match.

Reading

- Pick a book from your reader bag, don't forget to write it in your Reading Diary.

Writing

- You will need the **Monster Adjectives** worksheet in your learning pack.
- Click on the picture below to see adjectives Miss Altimari uses to describe some monsters and hear today's activity.



- Send Miss Altimari a video of you reading the

the weekend the duck went back to the pond.

- See if you can write it independently but if you need help that is okay 😊
 - Send Miss Altimari a video of you reading the dictation sentence on Class Dojo in the **Friday Spelling** activity section.

Reading

- Pick a book from your reader bag, don't forget to write it in your Reading Diary.

Writing

- **FREE CHOICE FRIDAY**
 - Today, in your Remote Learning Book, you can write about anything you like!
- This week I would like you to have a go at writing first and then drawing a picture to match.
 - Send Miss Altimari a video of you reading your writing on Class Dojo in the **Friday Writing** activity section.

sentence you wrote about your monster on Class Dojo in the **Thursday Writing** activity section.

BREAK

Session Two

Maths Warm Up Activity
• Count how many **CIRCLES** and **TRIANGLES** you can find in the room.



Maths Activity
• You will need the **Our Week at School** booklet and **Our Week at School** worksheet in your learning pack.

• I don't know if you know, but Miss Altimari misses having you at school. She misses you so much that she wrote a story about what we normally do at school.

Our week at School



By Miss Altimari

- Read Miss Altimari's story and then on your worksheet, for each day of the week, draw **ONE** thing that we do on that day from the story.
- Send Miss Altimari a photo of your worksheet on

Maths Warm Up Activity
• You will need counters in two different colours, two 6-sided dice and the **Cover One More** laminated game board in your learning pack.

- The instructions for this game can be found on the game board.

Maths Activity
• You will need the **Morning, Afternoon and Night** worksheet in your learning pack.

- Click on the picture below to learn about Morning, Afternoon and Night and too see today's activity.



- Send Miss Altimari a video on Class Dojo of you telling her something you do in the morning, afternoon and night in the **Tuesday Maths** activity section.

Maths Warm Up Activity
• In your Remote Learning Book practice writing the numbers 0-20

- Put a **RED** circle around the number that is **ONE MORE** than 5 and **GREEN** circle around the number that is **ONE LESS** than 20

Maths Activity
• You will need the **Ordering Events** worksheet in your learning pack.

- What's the first thing you do when you wake up? And what do you do before you go to sleep at night?
- Click on the picture below to help Miss Altimari order things that happen in the day and to see today's activity.

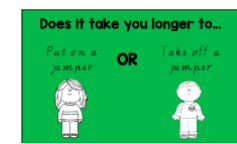


- Send Miss Altimari a photo of your completed worksheet on Class Dojo in the **Wednesday Maths** activity section.

Maths Warm Up Activity
• You will need counters in two different colours, two 6-sided dice and the **Cover One Less** laminated game board in your learning pack.

Maths Activity
• You will need the **Does it take you longer to...** question cards in your learning pack and something to time yourself with.

- For each of the question cards, time yourself doing the two actions and circle the one that took you longer to do.
- Then glue the cards into your Remote Learning Book.
- Click on the picture below to see Miss Altimari's example.



- Send Miss Altimari a video of you reading one of

Maths Warm Up Activity
• Get someone to draw a number between 0-10 on your back and guess what number they drew, then swap and draw a number on their back.

Maths Activity
• You will need the **How long does it Take?** Worksheet in your learning pack.

- Today we are going to be thinking about how long things take to do.
- Click on the picture below to see Miss Altimari explain today's activity.



- Send Miss Altimari a photo of your completed worksheet on Class Dojo in the **Friday Maths** activity section.

Class Dojo in the **Monday Maths** activity section.

the question cards & saying what took you longer to do on Class Dojo in the **Thursday Maths** activity section.

BREAK

Session Three

MACC Art Activity

Organised by Ms Bentley

- Click on the picture below to view the instructions for Ms. Bentley's art lesson.



(Or you can find a printed copy of the instructions in your work pack)

Send a photo of your art activity to Ms Bentley on **Class Dojo** in the **Monday Art** activity section.

MARC Library Activity

Organised by Mrs McLaren

- Click on the picture below to view the instructions for Mrs. McLaren's library lesson.



(Or you can find a printed copy of the instructions in your work pack)

Send a photo of your work to Mrs McLaren on **Class Dojo** in the **Tuesday Library** activity section.

**Integrated Studies:
Space - Uranus**

- This week we are learning about the 7th planet from the sun - Uranus.
- You will need your **Uranus Quiz** worksheet in your learning pack.
- To learn about Uranus, click on the picture below to read a book with Miss Altimari.




- BUT! Make sure your paying attention because there will be a quiz after it!
- Fill in the answers on your quiz worksheet and then click on the picture below to check if you got the all correct.



**Integrated Studies:
Space - Uranus**

- You will need the **Uranus Puzzle** in your learning pack.



- Cut out all 9 pieces of the puzzle and try and put them together to make a space picture.
- Glue the puzzle into your Remote Learning Book.
 - Send a photo of your completed puzzle to Miss Altimari on Class Dojo in the **Thursday Integrated Studies** activity section.

- You will need the **I Spy Space** worksheet in your learning pack.



- See if you can find all the items listed at the bottom of the page.
- Don't forget to find the astronaut as well!