


PREP REMOTE LEARNING PROGRAM

Term Three Week Ten



Dear Parents and Guardians,

Please find the learning activities for Term 3 Week 10 below. Some of the activities will require your child to be able access the internet to watch a video clip, story or other materials. You can click on the link when required. If you have any trouble viewing videos or clicking on links please let me know and I will try and fix it for you.

Students activities are to be completed and glued into their '**Remote Learning Book**' when indicated. Please write the date in the top corner for every activity completed. Also, during the writing component, please encourage your child to have a go at writing and sounding out their sentence. However, if they are having difficulties, you can write their sentence on a separate piece of paper for them to copy.

If you would like to change the order which you complete the sessions in each day that is fine as well.

If you have any questions or need assistance at all please don't hesitate to message me on Class Dojo or email me at Cassie.Altimari@education.vic.gov.au

	Monday	Tuesday	Wednesday	Thursday	Friday
Morning Check in & Circle Time	Login to Class Dojo to watch Miss Altimari explain today's activities.	Login to Class Dojo to watch Miss Altimari explain today's activities. At 10am today we have a class meeting on Webex. Meeting Number: 165 576 7758 Password: prep	Login to Class Dojo to watch Miss Altimari explain today's activities.	Login to Class Dojo to watch Miss Altimari explain today's activities. At 10am today we have a class meeting on Webex. Meeting Number: 165 576 7758 Password: prep	Login to Class Dojo to watch Miss Altimari explain today's activities. Today we finish at 1:35pm because it is the last day of term ☺
Session One	SMART Spelling • Watch the 'Prep SMART Spelling - B E A C H ' video on Class Dojo. Make sure to join in with me when it's your turn ☺ • Click on the picture below to listen to the story Grandpa & and Thomas	SMART Spelling • Watch the 'Prep SMART Spelling - B E A C H ' video on Class Dojo. Make sure to join in with me when it's your turn ☺ • Glue your Weekly Words List into your Take Home	SMART Spelling • Watch the 'Prep SMART Spelling - B E A C H ' video on Class Dojo. Make sure to join in with me when it's your turn ☺ • In your Remote Learning Book practice writing your name and the word beach in	SMART Spelling • Watch the 'Prep SMART Spelling - B E A C H ' video on Class Dojo. Make sure to join in with me when it's your turn ☺ • You will need the Beach Sentence Practice sheet in your learning pack.	SMART Spelling • Watch the 'Prep SMART Spelling - B E A C H ' video on Class Dojo. Make sure to join in with me when it's your turn ☺ • Dictation: In your Remote Learning Book have a go at writing the sentence: We

Grandpa and Thomas



Pamela Allen

- Then click on the picture below to see today's craft activity.



Reading

- Pick a book from your reader bag, don't forget to write it in your Reading Diary.

Writing

- This week we are learning about retell. We use retell to tell the order things have happened in a story.

- You will need the

There was an old lady who swallowed a Thong Retell worksheet in your learning pack.

- Click on the picture to listen to the story **There was an old lady who swallowed a Thing** and to help Miss Altimari retell the story in order.



Spelling Book and practice reading the words.


- Give yourself a tick for the ones you know and a dot for the ones you still need to learn.
- On the blank page next to your list, practice writing the words you found tricky.

Reading

- Pick a book from your reader bag, don't forget to write it in your Reading Diary.

Writing

- You will need the **I Went Walking Mini Book** cards in your learning pack.
- Click on the picture below to hear a story and to listen to today's activity.



- Send Miss Altimari a video of you reading your favourite page in your mini book on Class Dojo in the **Tuesday Writing** activity section.

UPPER and lower-case letters.

- Write each word 4 times.
- Make sure you are trying your best.

Reading

- Pick a book from your reader bag, don't forget to write it in your Reading Diary.

Writing

- Are you ready to go on a bear hunt? Click on the picture below to listen to a special guest read the story **We're going on a bear hunt.**


We're Going on a Bear Hunt



- For today's activity you will need the **Bear Hunt Craft Activity Pack** in your learning pack.
- Click on the picture below to see Miss Altimari explain today's activity.



- If you need a little help with your map, click on the



- Carefully trace over the writing using a grey lead pencil. On the empty lines at the bottom on the page, have a go at writing the sentence of the week yourself.

- Then cut up and glue your sentence strip (and worksheet) into your Remote Learning Book and draw a picture to match.

Reading

- Pick a book from your reader bag, don't forget to write it in your Reading Diary.

Writing

- If a magic hat landed on your head what would you turn into?
- You will need the **Magic Hat** worksheet in your learning pack.
- Click on the picture below to listen to the story **The Magic Hat** and see today's activity.



were at the beach and then we went to eat lunch.

- See if you can write it independently but if you need help that is okay 😊
- Send Miss Altimari a video of you reading the dictation sentence on Class Dojo in the **Friday Spelling** activity section.

Reading

- Pick a book from your reader bag, don't forget to write it in your Reading Diary.

Writing

- **FREE CHOICE FRIDAY**
- Today, in your Remote Learning Book, you can write about anything you like!
- You might like to write about the school holidays and what you would like to do 😊
- I would like you to have a go at writing first and then drawing a picture to match.
 - Send Miss Altimari a video of you reading your writing on Class Dojo in the **Friday Writing** activity section.

- Now it's your turn to retell the story, cut and paste the pictures in the correct order which the Old Lady swallowed them.
- Send Miss Altimari a photo of your completed worksheet on Class Dojo in the **Monday Writing** activity section.

- picture below to see Miss Altimari's 😊
- 
- Send Miss Altimari a photo of your retell map on Class Dojo in the **Wednesday Writing** activity section.

- You might like to start your writing with **If the magic hat landed on my head...**
- Send Miss Altimari a video of you reading your Magic Hat writing on Class Dojo in the **Thursday Activity** section.

BREAK


Session Two

- Maths Warm Up Activity**
- In your Remote Learning Book practice writing the numbers 0-20
 - How many letters in your **FIRST NAME?** circle the answer in **ORANGE**
 - How many letters in your **LAST NAME?** circle the answer in **PURPLE**
- Maths Activity**
- Today we are learning about answering yes and no questions.
 - You will need the **Yes or No?** worksheet in your learning pack.
 - Click on the picture below to help Miss Altimari answering some Yes or No questions and to see today's activity.



- Maths Warm Up Activity**
- You will need the **Bigger Number Wins** laminated board in your learning pack.
 - You will need a deck of games, whiteboard marker and a partner.
 - Instructions on how to play the game are on the board.
- Maths Activity**
- Yesterday you answered some Yes and No questions.
 - Today it is your turn to ask your family some yes and no questions 😊
 - You will need the **Yes or No Family Questions** worksheet in your learning pack.
 - Click on the picture below to see today's activity.



- Maths Warm Up Activity**
- Let's practice writing our numbers
 - Roll your 9-sided dice and write the number you rolled neatly in your Remote Learning Book
 - Repeat this for 5 minutes
- Maths Activity**
- Today we are going to learn about graphing.
 - You will need the **Graphing Shapes** worksheet in your learning pack.
 - Click on the picture below to see today's activity.
- 
- Send Miss Altimari a video of you telling her how many of EACH shape on your graph on Class Dojo in the **Wednesday Maths** activity section.

- Maths Warm Up Activity**
- You will need the **Smaller Number Wins** laminated board in your learning pack.
 - You will need a deck of games, whiteboard marker and a partner.
 - Instructions on how to play the game are on the board.
- Maths Activity**
- Today we are going to continue learning about graphing, and we are going to use our toys to help us learn.
 - You will need the **Graphing Toys** worksheet in your learning pack.
 - Click on the picture below to see Miss Altimari graph her toys and explain today's activity.

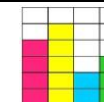


- Maths Warm Up Activity**
- You will need something to time yourself with.
 - In one minute how many **star jumps** can you do?
 - In one minute how many times can you **hop on one leg?**
 - In one minute how many times can you **sit down and then stand back up?**
- Maths Activity**
- Today we are going to learn how to read graphs and answer some questions.
 - You will need the **Prep Graphs** worksheet in your learning pack.
 - Miss Altimari asked you two questions and has put your answers into a graph.
 - Click on the picture below to learn how to answer questions about graphs and to see Miss Altimari explain today's activity.

- Send Miss Altimari a video of you telling her all the questions you answered YES to on Class Dojo in the **Monday Maths** activity section.

- Send Miss Altimari a video of you reading the questions you asked your family on Class Dojo in the **Tuesday Maths** activity section.

- Send Miss Altimari a photo of your toy graph on Class Dojo in the **Thursday Maths** activity section.



- Send Miss Altimari a video of you telling her our classes most favourite colour on Class Dojo in the **Friday Maths** activity section.

BREAK

Session Three

MACC Art Activity

Organised by Ms Bentley

- Click on the picture below to view the instructions for Ms. Bentley's art lesson.



Send a photo of your art activity to Ms Bentley on **Class Dojo** in the **Monday Art** activity section.

MARC Library Activity

Organised by Mrs McLaren

- Click on the picture below to view the instructions for Mrs. McLaren's library lesson.



Send a photo of your work to Mrs McLaren on **Class Dojo** in the **Tuesday Library** activity section.

Integrated Studies:

Space - Neptune

- This week we are learning about the last planet in our Solar System, the 8th planet from the sun - Neptune!
- You will need the **Neptune Fact Sheet** worksheet in your learning pack.
- Click on the picture below to listen to a video about Neptune - make sure your listening closely.



- Now, using the information you learnt about Neptune complete your fact sheet.
- Click on the picture below to see Miss Altimari's fact sheet if you need some help 😊



Integrated Studies:

Space - All the Planets

- This term you have done an amazing job learning about all the planets in our solar system!
 - I wonder if you could name them all in order?
- Using things around your house make a model of the planets in our Solar System.
- Click on the picture below for some ideas.



- Send Miss Altimari a photo of your Solar System on Class Dojo in the **Thursday Integrated Studies** activity section.

School Holidays!

I hope you have amazing holidays superstars and parents.

I can't wait to see you all back in the classroom in Term 4 😊