


PREP REMOTE LEARNING PROGRAM

Term Three Week Eight



Dear Parents and Guardians,


Please find the learning activities for Term 3 Week 8 below. Some of the activities will require your child to be able access the internet to watch a video clip, story or other materials. You can click on the link when required. If you have any trouble viewing videos or clicking on links please let me know and I will try and fix it for you.

Students activities are to be completed and glued into their '**Remote Learning Book**' when indicated. Please write the date in the top corner for every activity completed. Also, during the writing component, please encourage your child to have a go at writing and sounding out their sentence. However, if they are having difficulties, you can write their sentence on a separate piece of paper for them to copy.

If you would like to change the order which you complete the sessions in each day that is fine as well.

If you have any questions or need assistance at all please don't hesitate to message me on Class Dojo or email me at Cassie.Altimari@education.vic.gov.au

	Monday	Tuesday	Wednesday	Thursday	Friday
Morning Check in & Circle Time	Login to Class Dojo to watch Miss Altimari explain today's activities.	Login to Class Dojo to watch Miss Altimari explain today's activities. At 10am today we have a class meeting on Webex. Meeting Number: 165 576 7758 Password: prep	Login to Class Dojo to watch Miss Altimari explain today's activities.	Login to Class Dojo to watch Miss Altimari explain today's activities. At 10am today we have a class meeting on Webex. Meeting Number: 165 576 7758 Password: prep	Login to Class Dojo to watch Miss Altimari explain today's activities.
Session One	SMART Spelling • Watch the 'Prep SMART Spelling - SHARK ' video on Class Dojo. Make sure to join in with me when it's your turn 😊 • Click on the picture below to listen to the story Smiley Shark.	SMART Spelling • Watch the 'Prep SMART Spelling - SHARK ' video on Class Dojo. Make sure to join in with me when it's your turn 😊 • Glue your Weekly Word List into your Take Home	SMART Spelling • Watch the 'Prep SMART Spelling - SHARK ' video on Class Dojo. Make sure to join in with me when it's your turn 😊 • In your Remote Learning Book practice writing your name and the word shark in	SMART Spelling • Watch the 'Prep SMART Spelling - SHARK ' video on Class Dojo. Make sure to join in with me when it's your turn 😊 • You will need the ' Shark Sentence Practice ' sheet in your learning pack.	SMART Spelling • Watch the 'Prep SMART Spelling - SHARK ' video on Class Dojo. Make sure to join in with me when it's your turn 😊 • Dictation: In your Remote Learning Book have a go at writing the



- Then click on the picture below to see today's craft activity.



- Send Miss Altimari a photo of your shark craft activity on Class Dojo in the **Monday Spelling** activity section.

Reading

- Pick a book from your reader bag, don't forget to write it in your Reading Diary.
- This week are practicing the strategy: **Tryin' Lion**
- If you don't know a word, re-read the sentence and try a word that makes sense.

Writing

- You will need the **Design a Donut** worksheet in your learning pack.
- One of Miss Altimari's favourite treats to eat is a

Spelling Book and practice reading the words.

- Give yourself a tick for the ones you know and a dot for the ones we still need to learn.
- On the blank page next to your list, practice writing the words you found tricky.

Reading

- Pick a book from your reader bag, don't forget to write it in your Reading Diary.
- This week are practicing the strategy: **Tryin' Lion**
- If you don't know a word, re-read the sentence and try a word that makes sense.

Writing

- You will need the **Best Donut Flavour** worksheet in your pack.
- Yesterday you told me what the best donut flavour is. Today you will need to write about why.
- Click on the picture below to see why Miss Altimari's donut flavour is the best.



UPPER and lower-case letters.

- Write each word 4 times. Make sure you are trying your best.

Reading


- Pick a book from your reader bag, don't forget to write it in your Reading Diary.
- This week are practicing the strategy: **Tryin' Lion**
- If you don't know a word, re-read the sentence and try a word that makes sense.

Writing

- Today we are going to use our favourite donut flavour and reasons why it's the best to write an opinion text.
- Click on the picture below to see Miss Altimari's opinion text and how to do today's activity.



- If you would like to see Miss Altimari's writing, click on the picture below.



- Carefully trace over the writing using a grey lead pencil. On the empty lines at the bottom of the page, have a go at writing the sentence of the week yourself. Then cut up and glue your sentence strip (and worksheet) into your Remote Learning Book and draw a picture to match.

Reading

- Pick a book from your reader bag, don't forget to write it in your Reading Diary.
- This week are practicing the strategy: **Tryin' Lion**
- If you don't know a word, re-read the sentence and try a word that makes sense.

Writing

- You will need the Magic Words in your Take Home Folder (Gold, Red, Blue etc.)
- Pick 3 magic words and put them into sentences and circle the magic word in each sentence.

sentence: **'She could see a shark. It was over by the ship.'**


- See if you can write it independently but if you need help that is okay 😊
- Send Miss Altimari a video of you reading the dictation sentence on Class Dojo in the **Friday Spelling** activity section.

Reading


- Pick a book from your reader bag, don't forget to write it in your Reading Diary.
- This week are practicing the strategy: **Tryin' Lion**
- If you don't know a word, re-read the sentence and try a word that makes sense.

Writing

- **FREE CHOICE FRIDAY**
- Today, in your Remote Learning Book, you can write about anything you like!
- This week I would like you to have a go at writing first and then drawing a picture to match.
- Send Miss Altimari a video of you reading your writing on Class Dojo in the

	<p>donut. What is your favourite donut flavour? Or is there a flavour you would like to try?</p> <ul style="list-style-type: none"> Click on the picture to see what donut flavour Miss Altimari loves and to see today's activity.  <ul style="list-style-type: none"> Send Miss Altimari a video of you reading your writing on Class Dojo in the Monday Writing activity section. 	<ul style="list-style-type: none"> Send Miss Altimari a video of you reading your writing on Class Dojo in the Tuesday Writing activity section. 	<ul style="list-style-type: none"> Send Miss Altimari a video of you reading your opinion text on Class Dojo in the Wednesday Writing activity section. 	<ul style="list-style-type: none"> For example: HAD - I had peanut butter on toast for breakfast. <ul style="list-style-type: none"> Send Miss Altimari a photo of your writing on Class Dojo in the Thursday Writing activity section. 	<p>Friday Writing activity section.</p>
--	------------------------------------------------------------------------------------------------------------------------------------------------------------------------------------------------------------------------------------------------------------------------------------------------------------------------------------------------------------------------------------------------------------------------------------------------------------------------------------------------------------	------------------------------------------------------------------------------------------------------------------------------------------------------------------------	-------------------------------------------------------------------------------------------------------------------------------------------------------------------------------	--------------------------------------------------------------------------------------------------------------------------------------------------------------------------------------------------------------------------------------------------------------------------------------	------------------------------------------------

BREAK

<p>Session Two</p>	<p>Maths Warm Up Activity</p> <ul style="list-style-type: none"> In your Remote Learning Book practice writing the numbers 0-20 Put a RED circle around the answer to $10+3=$ Put a BLUE circle around the answer to $6-2=$ <p>Maths Activity</p> <ul style="list-style-type: none"> This week we are learning about the days of the week. You will need the Days of the Week Spinner worksheet and split pin in your learning pack. Click on the picture below to learning about the days of the week with Miss Altimari and to see how to do today's activity. 	<p>Maths Warm Up Activity</p> <p>Play this game with a partner</p> <ul style="list-style-type: none"> You will need a 6-sided dice, two different coloured counters and your laminated Race to Fill game board in your learning pack. Instructions on how to play this game are on the laminated board. <p>Maths Activity</p> <ul style="list-style-type: none"> You will need the Days of the Week Train worksheet in your pack. Click on the picture below to see today's activity. 	<p>Maths Warm Up Activity</p> <p>Play this game with a partner</p> <ul style="list-style-type: none"> You will need 2 counters, a 6-sided dice and the laminated Worms & Dragonflies board in your learning pack. This game is just like snakes and ladders, but you go UP the dragonflies and DOWN the worms. The first person to reach the finish is the winner. <p>Maths Activity</p> <ul style="list-style-type: none"> You will need the Hungry Caterpillar: Days of the Week booklet in your learning pack. 	<p>Maths Warm Up Activity</p> <p>Play this game with a partner</p> <ul style="list-style-type: none"> You will need a 6-sided dice, two different coloured counters and your laminated Race to Fill game board in your learning pack. Instructions on how to play this game are on the laminated board. <p>Maths Activity</p> <ul style="list-style-type: none"> You will need the Days of the Week cards in your learning pack. Carefully trace inside the days of the week words, you can use colour if you like. 	<p>Maths Warm Up Activity</p> <ul style="list-style-type: none"> See if you can remember these instructions: touch 4 BLUE objects, 3 GREEN objects, 2 RED objects and then 1 YELLOW object. <p>Maths Activity</p> <ul style="list-style-type: none"> You will need the Favourite Day of the Week worksheet in your learning pack. What is your favourite day of the week? Why? Maybe you like Monday because we have Art at school. Maybe you like the days we have investigations. Maybe you like the weekend.
---------------------------	---------------------------------------------------------------------------------------------------------------------------------------------------------------------------------------------------------------------------------------------------------------------------------------------------------------------------------------------------------------------------------------------------------------------------------------------------------------------------------------------------------------------------------------------------------------------------------------------------------------------------------------------------------------------------------------------	-------------------------------------------------------------------------------------------------------------------------------------------------------------------------------------------------------------------------------------------------------------------------------------------------------------------------------------------------------------------------------------------------------------------------------------------------------------------------------------------------------------------------------------------------------------------------------------------------------------------------------------------------------	---------------------------------------------------------------------------------------------------------------------------------------------------------------------------------------------------------------------------------------------------------------------------------------------------------------------------------------------------------------------------------------------------------------------------------------------------------------------------------------------------------------------------------------------------------------------------------------------------	-------------------------------------------------------------------------------------------------------------------------------------------------------------------------------------------------------------------------------------------------------------------------------------------------------------------------------------------------------------------------------------------------------------------------------------------------------------------------------------------------------------------------------------------------------------------------------------------------	------------------------------------------------------------------------------------------------------------------------------------------------------------------------------------------------------------------------------------------------------------------------------------------------------------------------------------------------------------------------------------------------------------------------------------------------------------------------------------------------------------------------------------------------------------------------------------------------------------------



- Send Miss Altimari a photo of your Days of the Week Spinner on Class Dojo in the **Monday Maths** activity section.

- Send Miss Altimari a photo of your Days of the Week Train on Class Dojo in the **Tuesday Maths** activity section.

- Click on the picture below to listen to a story and too see today's activity.



- Send Miss Altimari a video of you reading ONE page of your booklet on Class Dojo in the **Wednesday Maths** activity section.

- Then cut along the dotted lines to make your days of the week cards.
- Get an adult to hide your days of the week cards around the house and you must find them in the correct order, from Sunday to Saturday.
- Send Miss Altimari a video of you saying the days of the week in order on Class Dojo in the **Thursday Maths** activity section.

- Write what day of the week is your favourite and draw a picture of something you like to do on that day.
- Send Miss Altimari a video of you telling her your favourite day of the week and what you like to do on that day (what you have drawn) on Class Dojo in the **Friday Maths** activity section.

BREAK

Session Three

MACC Art Activity

Organised by Ms Bentley

- Click on the picture below to view the instructions for Ms. Bentley's art lesson.



(Or you can find a printed copy of the instructions in your work pack)

Send a photo of your art activity to Ms Bentley on **Class Dojo** in the **Monday Art** activity section.

MARC Library Activity

Organised by Mrs McLaren

- Click on the picture below to view the instructions for Mrs. McLaren's library lesson.




(Or you can find a printed copy of the instructions in your work pack)

Send a photo of your work to Mrs McLaren on **Class Dojo** in the **Tuesday Library** activity section.

Integrated Studies:

Space - Saturn

- This week we are learning about the 6th planet from the sun - Saturn.
- You will need the **Saturn** worksheet in your learning pack.
- Click on the picture below to watch a video about Saturn, make sure you are paying attention.



- What did you learn about Saturn? Write 2 sentences about what you learnt about Saturn and colour in the picture.
- Send Miss Altimari a video of you reading your writing on Class Dojo in the **Wednesday Integrated Studies** activity section.

Integrated Studies:
Space - Saturn

- You will need the Saturn Craft activity in your learning pack.
- Click on the picture below to learn how to make your own Saturn.



- Send Miss Altimari a photo of your Saturn Craft on Class Dojo in the **Thursday Integrated Studies** activity section.

Father's Day Activity

- On Sunday it is Father's Day and I'm sure your dad would love to get a special gift from you.
- You will need the **Dad & Me Painting** worksheet in your pack.



- On the worksheet, paint a picture of you and dad together. If you don't have paint, you might like to just draw one instead.
- Try and keep your picture secret from dad until

					Sunday, so he gets a surprise 😊
--	--	--	--	--	------------------------------------