


PREP REMOTE LEARNING PROGRAM

Term Three Week Five



Dear Parents and Guardians,


Please find the learning activities for Term 3 Week 5 below. Some of the activities will require your child to be able access the internet to watch a video clip, story or other materials. You can click on the link when required. If you have any trouble viewing videos or clicking on links please let me know and I will try and fix it for you.

Students activities are to be completed and glued into their '**Remote Learning Book**' when indicated. Please write the date in the top corner for every activity completed. Also, during the writing component, please encourage your child to have a go at writing and sounding out their sentence. However, if they are having difficulties, you can write their sentence on a separate piece of paper for them to copy.

If you would like to change the order which you complete the sessions in each day that is fine as well.

If you have any questions or need assistance at all please don't hesitate to message me on Class Dojo or email me at Cassie.Altimari@education.vic.gov.au

	Monday	Tuesday	Wednesday	Thursday	Friday
Morning Check in & Circle Time	Login to Class Dojo to watch Miss Altimari explain today's activities.	Login to Class Dojo to watch Miss Altimari explain today's activities.	Login to Class Dojo to watch Miss Altimari explain today's activities.	Login to Class Dojo to watch Miss Altimari explain today's activities.	Login to Class Dojo to watch Miss Altimari explain today's activities.
Session One	<p>SMART Spelling</p> <ul style="list-style-type: none"> • Watch the 'Prep SMART Spelling - C A R' video on Class Dojo. Make sure to join in with me when it's your turn ☺ • Click on the picture below to listen to the story 'Cool Cars' 	<p>SMART Spelling</p> <ul style="list-style-type: none"> • Watch the 'Prep SMART Spelling - C A R' video on Class Dojo. Make sure to join in with me when it's your turn ☺ • Stick your Weekly Word List in your Take Home Spelling Book and practice reading them. 	<p>SMART Spelling</p> <ul style="list-style-type: none"> • Watch the 'Prep SMART Spelling - C A R' video on Class Dojo. Make sure to join in with me when it's your turn ☺ • Practice writing the word car in UPPER and lower-case letters. 	<p>SMART Spelling</p> <ul style="list-style-type: none"> • Watch the 'Prep SMART Spelling - C A R' video on Class Dojo. Make sure to join in with me when it's your turn ☺ • You will need your 'Car Sentence practice' worksheet in your pack. 	<p>SMART Spelling</p> <ul style="list-style-type: none"> • Watch the 'Prep SMART Spelling - C A R' video on Class Dojo. Make sure to join in with me when it's your turn ☺ • Dictation: In your Remote Learning Book have a go at writing the sentence 'You



- Then click on the picture below to learn how to make a car. You will need your 'Monday Craft Activity' pack




- Send Miss Altimari a photo of your car on Class Dojo in the **Monday Spelling** activity section.

Reading

- Pick a book from your reader bag, don't forget to write it in your Reading Diary.
- If you don't know a word, look at the first letter/ sound to help you figure it out.

Writing

- Click on the picture to listen to a book about Earth



- Practice writing the words you didn't know.

Reading

- Pick a book from your reader bag, don't forget to write it in your Reading Diary.
- If you don't know a word, look at the first letter/ sound to help you figure it out.

Writing

- We all live on planet Earth and there are so many great things to love about it.
 - What is your favourite thing to do on Earth?
 - Do you like riding your bike, jumping on the trampoline, going on holidays, camping in the bush or something else?
- In your Remote Learning Book write about your favourite things to do on planet Earth.
 - You might like to start your sentence with 'My favourite thing to do on Earth is....' or 'On Earth I like to...'
- Draw a picture to match your writing.
- Click on the picture below to see my example writing.

Reading

- Pick a book from your reader bag, don't forget to write it in your Reading Diary.
- If you don't know a word, look at the first letter/ sound to help you figure it out.

Writing

- Click on the picture below to listen to a book all about the Moon



- What did you learn about the moon from the book?
 - On your 'The Moon' worksheet write some information you learnt about the moon.
 - Colour in the picture of the moon, try and use REAL colours.
 - Glue the completed worksheet in your Remote Learning Book.
- Send Miss Altimari a video of you reading your writing about the moon on Class Dojo in the **Wednesday Writing** activity section.



- Students trace over the writing, have a go at writing the sentence themselves and unjumble the sentence.
 - Glue the completed worksheet and cut and paste sentence into your Remote Learning Book.
- Draw a picture to match the sentence in your Remote Learning Book.

Reading

- Pick a book from your reader bag, don't forget to write it in your Reading Diary.
- If you don't know a word, look at the first letter/ sound to help you figure it out.

Writing

- Click on the picture below to watch a video about the phases of the moon



- You will need your **Phases of the Moon Slider** activity in your pack.

must park the car down here.'

- See if you can write it independently but if you need help that is okay 😊
- Send Miss Altimari a video of you reading the dictation sentence on Class Dojo in the **Friday Spelling** activity section.


Reading

- Pick a book from your reader bag, don't forget to write it in your Reading Diary.
- If you don't know a word, look at the first letter/ sound to help you figure it out.

Writing

- **FREE CHOICE WRITING**
 - Today, in your Remote Learning Book, you can write about anything you like!
 - You might like to draw a picture first then write about what you have drawn.
- Send Miss Altimari a video of you reading your writing on Class Dojo in the **Friday Writing** activity section.

- What did you learn about Earth?
- In your Remote Learning Book write 2 facts you learnt about Earth and draw a picture of Earth.
- Send Miss Altimari a video of you reading your writing on Class Dojo in the **Monday Writing** activity section.



- Send Miss Altimari a photo of your writing on Class Dojo in the **Tuesday Writing** activity section.

- Send Miss Altimari a photo of your moon in the Quarter Moon Phase on Class Dojo in the **Thursday Writing** activity section.

BREAK

Session Two

Maths Warm Up Activity

- Practice writing the numbers 1 - 20
- Put a tick above all the TEEN numbers

Maths Activity

- You will need the **Ordering Teen Numbers** worksheet
- Cut out the teen numbers and glue them into your Remote Learning Book in the correct order.
- Pick your favourite Teen number and draw it 4 different ways in your Remote Learning Book.
- Click on the picture below to see an example



Maths Warm Up Activity

- Play **Get Out of My House** with a partner
- You will need 5 counters in one colour and 5 in another and your **Get out of My House** game board and 9-sided dice
- Students will know how to play this game and can teach their partner.

Maths Activity

- You will need the **Numbers on a Tens Frame** worksheet
- Pick 5 different teen numbers and write one on each pencil
- Then show these numbers on the tens frames.
- Click on the picture below to see an example.

Maths Warm Up Activity

- Play **Get Out of My House** with a partner
- You will need 5 counters in one colour and 5 in another and your **Get out of My House** game board and 9-sided dice
- Students will know how to play this game and can teach their partner.

Maths Activity

- You will need the coloured strips of paper stapled together in your learning pack
- Click on the picture below to see today's activity



- Send Miss Altimari a photo of your Teen Number

Maths Warm Up Activity

- Find and touch 5 **BLUE** things and 6 **RED** things in your bedroom.
- Count how many **GREEN** things you have in your bedroom

Maths Activity

- Today we are going to begin learning about odd and even numbers.
- You will need your **Even Steven and Odd Todd Single Digit Sort** worksheet
- Click on the picture below to learn about odd and even numbers and see today's activity




Maths Warm Up Activity

- Roll your 9-sided dice 10 times and for each number you roll say if it is an **EVEN** or **ODD** number (use yesterday's worksheet if you need some help).

Maths Activity

- You will need your **Even Steven and Odd Todd Two-digit Sort** worksheet
- Cut and sort the two-digit numbers into **EVEN** and **ODD**
- Glue the completed worksheet in your Remote Learning Book
- Don't forget! **EVEN** numbers end in 0, 2, 4, 6, 8 and **ODD** numbers end in 1, 3, 5, 7, 9

- Send Miss Altimari a video of you counting the teen numbers you ordered on Class Dojo in the **Monday Maths** activity section.



- Glue the completed worksheet into your Remote Learning Book.

Chain on Class Dojo in the **Wednesday Maths** activity section.

- Send Miss Altimari a video of you saying 2 odd numbers and 2 even numbers on Class Dojo in the **Friday Maths** activity section.

BREAK

Session Three

MACC Art Activity

Organised by Ms Bentley

- Click on the picture below to view the instructions for Ms. Bentley's art lesson.



(Or you can find a printed copy of the instructions in your work pack)

Send a photo of your art activity to Ms Bentley on **Class Dojo** in the **Monday Art** activity section.

MARC Library Activity

Organised by Mrs McLaren

- Click on the picture below to view the instructions for Mrs. McLaren's library lesson.



(Or you can find a printed copy of the instructions in your work pack)

Send a photo of your work to Mrs McLaren on **Class Dojo** in the **Tuesday Library** activity section.

**Integrated Studies:
Space - Earth & The Moon**


- When you look at Earth what colours can you see? Why do you see those colours?
- Today we are going to make our own planet Earth, but we are going to do it through an experiment.
- You will need your **Magic Milk Earth Experiment** instructions in your pack.



• Send Miss Altimari a photo of your Magic Milk Earth Experiment on **Class Dojo** in the **Wednesday Integrated Studies** activity section

**Integrated Studies
Space - Earth & The Moon**

- Click on the picture below to listen to the Mrs. Lake read the story '**If you decide to go to the moon**'



- How did they get to the moon the story?
- You will need the '**Design your own Rocket Ship**' worksheet.
- Design your own rocket ship, you can make it any colour or pattern you like!
- Send Miss Altimari a photo of your rocket ship on **Class Dojo** in the **Thursday Integrated Studies** activity section.

**Fine Motor Friday
Finger Hopscotch**

- You will need the **Finger Hopscotch** board in your learning pack.
- The instructions on how to play and what you will need is on the back of the game board.
- You can play this game independently or with a partner.