


# HOME LEARNING PROGRAM

Term Three Week 5

Grade 1/2 R



Dear Parents, Guardians and Students,

Welcome back to remote learning. I am confident that we will be able to work through the next few weeks with success. At this stage I will be required to be at work three days a week to assist with the supervision of students at school. Given this we will have 3 whole class Webex sessions a week on Monday, Wednesday and Friday in the morning at 9:15am meeting number, password and topic are listed in planner. Each student will participate in a guided reading session on Webex once a week at 9:45am, this is in the planner as well as meeting number and password. Reading sessions are planned slightly different to differentiate different learning needs, please reading the table in the planner to see what you are required to do daily.

Dojo videos will be posted daily please make sure you check them regularly. Each morning there will be a video outlining the day. In the planner below it will say if the lesson requires students to watch a modelled lesson so please watch before attempting the task.

This week we are focusing on procedure text for writing, all about how to grow a seed from the experiments conducted at school. Hopefully all students have their seed experiments at home now. Writing lessons will be modelled on class dojo.

Maths we are focusing on shape. Each day there is a warm up and maths activity in booklet to complete. Grade 2 and Malawi and Thomas also have some multiplication revision work to keep them on top of their multiplication strategies. Once work is complete and submitted on dojo students can use Studyladder or Mathletics to further develop their skills.

Earth and space science this week will be looking at environments and create a "Enviro Diorama". Students can read about and research environment of choice on Epic or online and create diorama. To extend learning students should create some form of information about the environment of choice to add with their dioramas.

If you have any questions please feel free to message me on dojo and I will get back to you as soon as possible. I hope you all have a great week and I look forward to seeing the work students complete this week.

Chloe Reither.

# Monday

Look on Dojo class story for a welcome video from your teacher.

Whole class Webex at 9:15am  
Meeting number 1650951645  
Password: onetwoR

Topic: Overview of expectations and work for the week.  
Discussion on checking and submitting work on dojo and attending Webex sessions for whole class and reading groups.  
Topic of conversation, how are we feeling about remote learning and what are we looking forward to doing this week?

## Session One

**Literacy 45-60 mins**

**Reading:** Silent independent reading or read aloud to an adult for 15-25 minutes to start your day. Followed by reading group activity listed below.

Reading groups: Check what your group is doing today and complete the activity.

Red Group: Maddi, Hunter, Jimmy	Epic! Read books of choice on Epic app.
Orange Group: Max, Malawi, Charlie	Reading activity in workbook: My favourite part sheet. After reading complete the favourite part sheet and give detail about your favourite part of the text.
Yellow Group: Jaxon, Indi, Evie, Sophie	Complete the who, what, where, why, when and how worksheet based on the book you are currently reading or read this morning.  Reading eggs when activity is complete.
Green Group: Indigo C, Juliet, Thomas, Tilly	Reading activity in workbook: Mars the Red Planet reading comprehension
Blue Group: Abigail, Xavier, Ted, Adeline.	Guided Reading: Webex at 9:45am Meeting number: 1656725721 Password: bluegroup

**Writing:**

Tune into class Dojo for modelled writing lesson focusing on procedure text. Topic “how to grow a seed”.  
Lesson focusing on planning and gathering ideas for the writing prompt. Today I will set a book on epic that also explains how to write a procedure. Read this book with support if needed before you start your writing.  
Once planning is complete send picture of your plan to class dojo task.

**Spelling:**

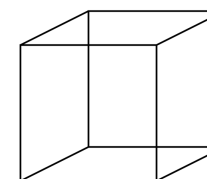
Watch spelling video on class dojo of spelling lesson.  
Look, say, cover, write and check with spelling words on work sheet.

## Session Two

**Mathematics 30-45 minutes**

**Warm up:**

3D shape hunt: List all the things that you can find that are a cube.



Fun with 2D shapes.

In you pack you have an A3 sheet with shapes on it. With this you can cut each shape and paste them making a creative design in your work book. Think about what the name of each shape while working on this activity.

*Grade 2 (Malawi and Thomas):*

Complete 2 multiplication think boards or multiplication equation of choice. Keep an eye out on class dojo for modelled example of think board to support with activity.

Once all work is complete you may use Studyladder or Mathletics to further develop your maths skills.

## Session Three

**Art activity**

See class dojo stories for lesson posted by Ms Bentley.

# Tuesday

Look on Dojo class story for a welcome video from your teacher.

## Session One

**Literacy 45-60 mins**

**Reading:** Silent independent reading or read aloud to an adult for 15-25 minutes to start your day. Followed by reading group activity listed below.

Reading groups: Check what your group is doing today and complete the activity.

Red Group: Maddi, Hunter, Jimmy	Reading activity in workbook: My favourite part sheet. After reading complete the favourite part sheet and give detail about your favourite part of the text.
Orange Group: Max, Malawi, Charlie	Complete the who, what, where, why, when and how worksheet based on the book you are currently reading or read this morning. Reading eggs when activity is complete.
Yellow Group: Jaxon, Indi, Evie, Sophie	Reading activity in workbook: Mars the Red Planet reading comprehension- Students might need support with reading.
Green Group: Indigo C, Juliet, Thomas, Tilly	Guided Reading: Webex at 9:45am Meeting number 1655782175 Password: greengroup
Blue Group: Abigail, Xavier, Ted, Adeline.	Epic! Read books of choice on Epic app.

**Writing:**

Tune into class Dojo for modelled writing lesson focusing on procedure text. Topic "How to grow a seed".  
Now we have completed our planning we are now focusing on our title, goal and materials part of the text. Once you have watched modelled lesson and completed these parts submit work to class dojo.

**Spelling:**

Look, say, cover, write and check with spelling words on work sheet.  
Write some of your spelling words in a sentence.

**Handwriting:**

Complete handwriting activity.

## Session Two

**Mathematics 30-45 minutes**

**Warm up:**

3D shape hunt: List all the things that you can find that are a cylinder.



Complete shape activity in booklet.

Grade 2 (Malawi and Thomas):  
Complete multiplication wheel as multiplication revision. Start with familiar tables (2,5,10,etc) then use multiplication strategies of equal groups, array, skip counting or repeated addition if required.

Once all work is complete you may use Studyladder or Mathletics to further develop your maths skills.

## Session Three

**Library activity**

See class dojo stories for lesson posted by Mrs McLaren.

# Wednesday

Look on Dojo class story for a welcome video from your teacher.

Whole class Webex at 9:15am  
Meeting number 1650951645  
Password: onetwoR

Topic: What are some different environments?  
Discuss environments and ideas for this week’s earth and space science topic. How can we research and learn more about this topic when working on our dioramas?

## Session One

**Literacy 45-60 mins**  
**Reading:** Silent independent reading or read aloud to an adult for 15-25 minutes to start your day. Followed by reading group activity listed below.  
Reading groups: Check what your group is doing today and complete the activity.

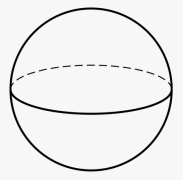
Red Group: Maddi, Hunter, Jimmy	Complete the who, what, where, why, when and how worksheet based on the book you are currently reading or read this morning.  Reading eggs when activity is complete.
Orange Group: Max, Malawi, Charlie	Reading activity in workbook: Mars the Red Planet reading comprehension- Students might need support with reading
Yellow Group: Jaxon, Indi, Evie, Sophie	Guided Reading: Webex at 9:45am Meeting Number: 1650602703 Password: yellowgroup
Green Group: Indigo C, Juliet, Thomas, Tilly	Epic! Read books of choice on Epic app.
Blue Group: Abigail, Xavier, Ted, Adeline.	Reading activity: Explore kids news (herald sun kids) and find a news article of interest to read. Once complete fill in the summary page included in your pack giving a detailed summary of what the article was about.

**Writing:**  
Tune into class Dojo for modelled writing lesson focusing on procedure text. Topic “How to grow a seed”.  
We are now focusing on our steps. Once you have watched the modelled lesson on writing the steps submit your work on dojo.  
**Spelling:**  
Look, say, cover, write and check with spelling words on work sheet. Write some of your spelling words in fancy/ crazy writing.  
**Grammar:**  
Complete the verb activity. Verbs are doing words, they tell us what is happening. For example: ran, jumped, kicked.

## Session Two

**Mathematics 30-45 minutes**  
**Warm up:**

3D shape hunt: List all the things that you can find that are a sphere.



We’re going on a shape hunt board game. Play this game with a partner and record the shapes in your tally sheet. Once complete create a graph of the results.

Grade 2 (Malawi and Thomas):  
Fill in grid paper with different arrays as modelled below. Once array is completed list the different equations as shown below. (repeated addition, multiplication and division). This is a revision activity that students should be familiar with.

Arrays									
Grid Paper - 1cm									
• • • •	• • • •	• • • •	• • • •	• • • •	• • • •	• • • •	• • • •	• • • •	• • • •
$3 \times 3 = 12$				$3 \times 3 = 15$					
$4 \times 4 = 12$				$5 \times 5 = 15$					
$4 \times 3 = 12$				$3 \times 5 = 15$					
$3 \times 4 = 12$				$5 \times 3 = 15$					
$12 \div 4 = 3$				$15 \div 3 = 5$					
$12 \div 3 = 4$				$15 \div 5 = 3$					

Once all work is complete you may use Studyladder or Mathletics to further develop your maths skills.

## Session Three

**Movement break:**  
Focus:



With a tennis ball or small ball, throw the ball in the air and see how many claps you can do before catching it again. If you have a sibling or parent to partner with practice catching and throwing to each other.  
**Earth and Space science:** This week you will be making a “Enviro Diorama” details are in learning pack. Research an environment of choice and create your diorama. This will take three afternoons this week. On Friday send through a picture your final product. If you want to extend yourself add some research and information about the environment with the diorama.

# Thursday

Look on Dojo class story for a welcome video from your teacher.

## Session One

**Literacy 45-60 mins**

**Reading:** Silent independent reading or read aloud to an adult for 15-25 minutes to start your day. Followed by reading group activity listed below.

Reading groups: Check what your group is doing today and complete the activity.

Red Group: Maddi, Hunter, Jimmy	Reading activity in workbook: Reading comprehension task
Orange Group: Max, Malawi, Charlie	Guided Reading: Webex at 9:45am Meeting Number: 1652802624 Password: orangegroup
Yellow Group: Jaxon, Indi, Evie, Sophie	Epic! Read books of choice on Epic app.
Green Group: Indigo C, Juliet, Thomas, Tilly	Reading activity: Explore kids news (herald sun kids) and find a news article of interest to read. Once complete fill in the summary page included in your pack giving a detailed summary of what the article was about.
Blue Group: Abigail, Xavier, Ted, Adeline.	Complete the who, what, where, why, when and how worksheet based on the book you are currently reading or read this morning.  Reading eggs when activity is complete.

**Writing:**

Tune into class Dojo for modelled writing lesson focusing on procedure text. Topic "How to grow a seed".

Today is the final step of our produce text. We are focusing on writing the conclusion. Once you have watched the lesson complete your conclusion. If you would like to you can publish your procedure text by typing your work on your iPad it can be done on the pages app or computer.

**Spelling:**

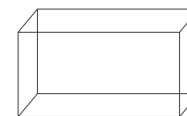
Look, say, cover, write and check with spelling words on work sheet. Write the meaning of some of your words

## Session Two

**Mathematics 30-45 minutes**

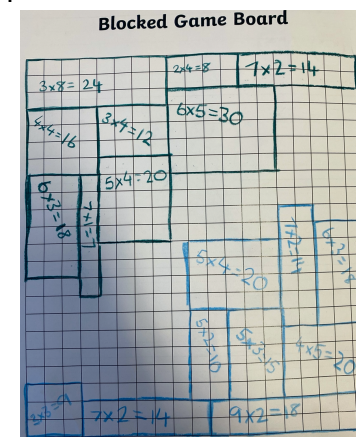
**Warm up:**

3D shape hunt: List all the things that you can find that are a rectangular prism.



In your booklet you have 3 shape nets. You will need to cut these out and paste along the tabs making a 3D shape.


Grade 2 (Malawi and Thomas): Another revision activity that students will be familiar with. This needs to be done with a partner so if you can do this with a parent or sibling if possible. Take in turns, roll two dice, create an array with a coloured pencil and write the multiplication equation on the inside. Take in turns until the board is full. Once complete find out who had the most space. Modelled example below.



## Session Three

**Movement break:**

Focus:



running

Either go for a distance run or practice sprinting in your backyard.

**Earth and Space science:**

Continue to work on your "Enviro Diorama".

# Friday

Look on Dojo class story for a welcome video from your teacher.

Whole class Webex at 9:15am  
Meeting number 1650951645  
Password: onetwoR

Topic:  
Share any work that you are proud of this could be your procedure text, diorama or any other piece of work. Discuss what went well for you this week.

## Session One

**Literacy 45-60 mins**

**Reading:** Silent independent reading or read aloud to an adult for 15-25 minutes to start your day. Followed by reading group activity listed below.

Reading groups: Check what your group is doing today and complete the activity.

Red Group: Maddi, Hunter, Jimmy	Guided Reading: Webex at 9:45am Meeting Number: 1653094806 Password: redgroup
Orange Group: Max, Malawi, Charlie	Epic! Read books of choice on Epic app.
Yellow Group: Jaxon, Indi, Evie, Sophie	Reading activity in workbook: My favourite part sheet. After reading complete the favourite part sheet and give detail about your favourite part of the text.
Green Group: Indigo C, Juliet, Thomas, Tilly	Complete the who, what, where, why, when and how worksheet based on the book you are currently reading or read this morning.  Reading eggs when activity is complete.
Blue Group: Abigail, Xavier, Ted, Adeline.	Reading activity in workbook: Mars the Red Planet reading comprehension

**Writing:**

Free choice Friday! Today is free choice writing, you can write about anything you would like. If you haven't finished your procedure text writing use today to finish this off.

**Spelling:**

Look, say, cover, write and check with spelling words on work sheet. Spelling test with an adult at home. Adult reads word and student writes it down. Correct at end and send a picture on class dojo student portfolio.

## Session Two

**Mathematics 30-45 minutes**

**Warm up:**

3D shape hunt:  
List all the things that you can find that are a triangular prism.



Complete shape activity in booklet. If you have the 3D object properties table worksheet, I will post link of video to explain this on dojo today.

Grade 2 (Malawi and Thomas):  
Work on developing your multiplication in any way you like. Ideas: youtube songs, writing them in a list in book, rolling dice and answering multiplication equation, repeat an activity from the week or any other way you would like to practise.

Fun Friday activity:

Make a triangular prism.

You will need:

A sheet, length of string, 2 chairs.

Steps:

-Ask an adult for help.

-Place 2 chairs apart.

-Tie the string from one chair to other.

-Place the sheet over the top to make a tent.


You might make your own variation of this activity if you wish.

Enjoy!

## Session Three

**Movement break:**

Focus:



**balance**

Create a balancing course in your backyard using materials or equipment you already have.

**Earth and Space science:**

Complete your "Enviro Diorama" and send a picture of your final product.